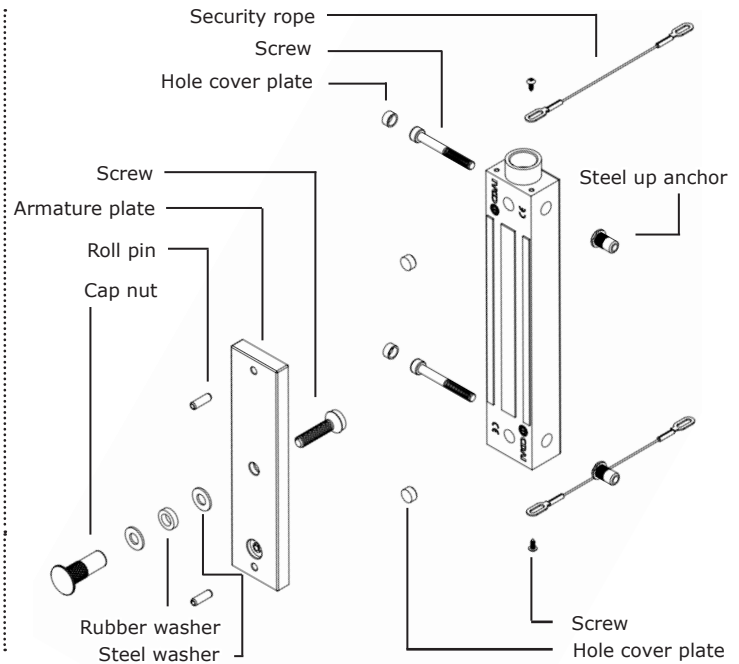



PRODUCT PRESENTATION

- **Monitored**
 - **Surface**
 - **High corrosion resistance**
 - **Delivered with armature plate**
 - **No mechanical wear**
 - **Ease of installation**
 - **Recommended for exterior use**
 - **Fail safe** (Door unlocked when power off)
 - **Holding force: 400kg**
 - **Built-in varistor: Built-in electronic protection to eliminate back EMF**
- **Dimensions (L x W x D): 230 x 43.5 x 29.5mm**
 ■ **Armature plate dimensions (L x W x D): 185 x 45 x 12mm**
 ■ **Power supply: 12/24V dc**
 ■ **Consumption: 500 mA @ 12V dc**
 250 mA @ 24V dc



PACKAGE CONTENT

Magnetic lock	Armature plate	5x16 Roll pin	Steel up anchor	Steel washer	Rubber washer	Steel strut	Hole cover plate	Steel screw 6x40	Steel screw 6x50	Guide piece
1	1	2	4	2	1	2	4	2	2	1
M8x35 Screw	M3x10 Screw	Cap nut	Steel screw nut	Black steel screw 6x35	Allen Key	Security rope	Manual			
1	2	1	1	1	1	2	1			

ELECTRICAL CONNECTIONS



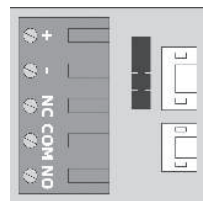
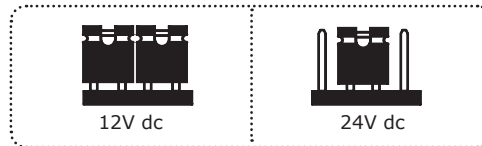
Terminal block	Correspondence
+	12 or 24V dc
-	- 0 V
NC	Normally closed
C	COM
NO	Normally open

The N.O./N.C. signal only switches when the door is closed with the electromagnetic lock powered

IMPORTANT NOTE

Check the jumper position before connecting the lock to the input current. A wrong position could damage the lock. This type of damage is not covered by the warranty.

Voltage selection jumpers



Recommended power supplies

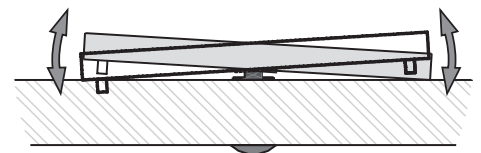


ADC335



ADC612S/SB

MOUNTING RECOMMENDATIONS



Armature plate

- It is vital that the magnetic lock and armature plate are securely fixed to their supports.
- The magnetic lock and the armature plate must be aligned.
- The armature plate must be mounted "floating" around the central mounting screw to compensate for any misalignment of the door

OPTIONAL ACCESSORIES

Reference	ESZ ESL400
Description	"ZL" Bracket for 400kg

CDVI FRANCE + EXPORT
31, av. du Général Leclerc
93500 PANTIN - France
Phone +33 (0)1 48 91 01 02
www.cdvi.com

CDVI UK
[UNITED KINGDOM - IRELAND]
Phone +44 (0)1628 531300
www.cdvi.co.uk

CDVI BENELUX
[BELGIUM - NETHERLAND - LUXEMBOURG]
Phone +32 (0) 56 73 93 00
www.cdvi.belux.com

CDVI IBÉRICA
[SPAIN - PORTUGAL]
Phone +34 (0)935 390 966
www.cdviiberica.com

CDVI TAIWAN
Phone +886 (0)42471 2188
www.cdvi.china.cn

CDVI MAROC
Phone +212 (0)5 22 48 09 40
www.cdvi.ma

CDVI SWEDEN
[SWEDEN - DENMARK - NORWAY FINLAND]
Phone +46 (0)31 760 19 30
www.cdvi.se

CDVI AMERICAS
[CANADA - USA]
Phone +1 (450) 682 7945
www.cdvi.ca

CDVI SUISSE
Phone +41 (0)21 882 18 41
www.cdvi.ch

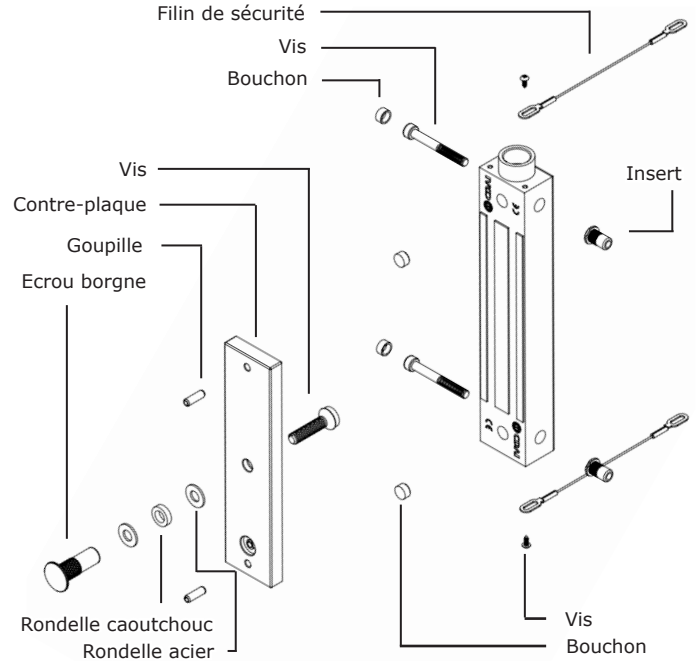
CDVI ITALIA
Phone +39 0321 90 573
Fax: +39 0321 90 8018
www.cdvi.it

CDVI CHINA
Phone +86 (0)10 84606132/82
www.cdvi.china.cn

CDVI POLSKA
Phone +48 12 659 23 44

PRÉSENTATION DU PRODUIT

- **Signal**
 - **Saillie**
 - **Résistance à la corrosion**
 - **Livrée avec contre-plaque**
 - **Pas d'usure mécanique**
 - **Facilité d'installation**
 - **Préconisée en extérieur**
 - **Libère l'accès en cas de coupure de courant**
 - **Force de rétention : 400kg**
 - **Varistance incorporée : Protection électronique intégrée contre l'effet de self**
- Dimensions (L x l x P) : 230 x 43,5 x 29,5mm
 ■ Dimensions contre-plaque (L x l x P) : 185 x 45 x 12mm
 ■ Alimentation : 12/24V DC
 ■ Consommation : 500 mA en 12V DC
 250 mA en 24V DC



IP42 DEEE & RoHS Certification CE

ÉLÉMENTS INCLUS

1	1	2	4	2	1	2	4	2	2	1
1	2	1	1	1	1	2	1			

RACCORDEMENTS

12V DC par défaut

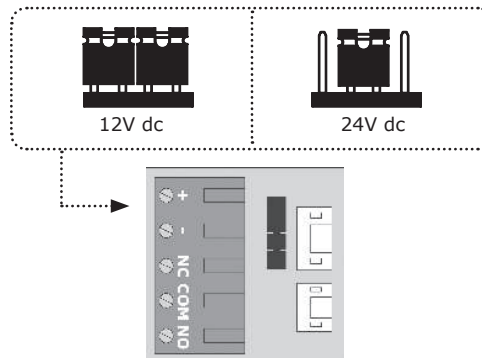
Terminal block	Correspondence
+	12 ou 24V DC
-	- 0 V
NF	Normalement fermé
C	COM
NO	Normalement ouvert

The signal NO/NC commutes uniquely when the door is closed and the lock is under tension. The contact NF is then active.

IMPORTANT NOTE

Vérifier la position du cavalier avant de brancher la ventouse à la tension d'entrée. Une position incorrecte peut endommager la ventouse. Ce type de dommage n'est pas couvert par la garantie.

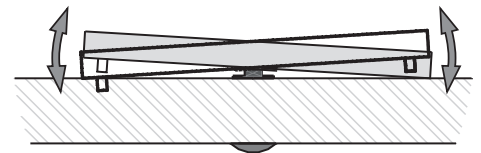
Voltage selection jumpers



Alimentations recommandées



RECOMMANDATIONS DE MONTAGE



- Contre-plaque**
- Il est vital de fixer solidement la ventouse et la contreplaque sur leurs supports.
 - La ventouse et la contre-plaque doivent être impérativement alignées.
 - La contre-plaque doit être montée "flottante" autour de la vis centrale de montage pour compenser un mauvais alignement de la porte.

ACCESSOIRES EN OPTION

Référence	ESZ ESL400
Description	Equerre "ZL" pour 400kg

CDVI FRANCE + EXPORT
31, av. du Général Leclerc
93500 PANTIN - France
Phone +33 (0)1 48 91 01 02
www.cdvi.com

CDVI UK
[UNITED KINGDOM - IRELAND]
Phone +44 (0)1628 531300
www.cdvi.co.uk

CDVI BENELUX
[BELGIUM - NETHERLAND - LUXEMBOURG]
Phone +32 (0) 56 73 93 00
www.cdvi-benelux.com

CDVI IBÉRICA
[SPAIN - PORTUGAL]
Phone +34 (0)935 390 966
www.cdvi-iberica.com

CDVI TAIWAN
Phone +886 (0)42471 2188
www.cdvi-china.cn

CDVI MAROC
Phone +212 (0)5 22 48 09 40
www.cdvi.ma

CDVI SWEDEN
[SWEDEN - DENMARK - NORWAY FINLAND]
Phone +46 (0)31 760 19 30
www.cdvi.se

CDVI AMERICAS
[CANADA - USA]
Phone +1 (450) 682 7945
www.cdvi.ca

CDVI SUISSE
Phone +41 (0)21 882 18 41
www.cdvi.ch

CDVI ITALIA
Phone +39 0321 90 573
Fax: +39 0321 90 8018
www.cdvi.it

CDVI CHINA
Phone +86 (0)10 84606132/82
www.cdvi-china.cn

CDVI POLSKA
Phone +48 12 659 23 44